METALPRESS
Division of Axiom Machinery Inc.

# IRONWORKER

**One Machine. Dual Operator. Endless Capability.**
**The Fabricator's Workhorse.**

## MIW-T Series




## Titan Class

metalpressmachinery.com

A NEW STANDARD FOR

# PUNCHING, SHEARING, CUTTING & NOTCHING

## ONE MACHINE. COUNTLESS POSSIBLITIES.

The NIW-T Series Ironworker supports a wide range of optional tooling for punching, shearing, notching, bending, and custom fabrication applications, delivering exceptional versatility and productivity from a single compact machine.




DUAL OPERATOR
















(519) 624-9987

metalpressmachinery.com

* Punches and dies are sold separately.




# PUNCHING STATION

- A wide range of punches and dies is available for diverse punching applications.
- Quick-change punch nut for fast tooling changes.
- High-visibility stripper improves safety and ease of use.
- Large two-piece table with integrated scales and stops.
- Interchangeable stripper plates reduce material deformation.
- An optional hydraulic stripper is available for demanding applications.



Standard dual-opening die block for up to 2" (50mm) round punch and die.



* Punches and dies are sold separately



Overhand die holder for punching channel flanges and angles




*Laser alignment system for more accurate positioning



*Goose-neck die holder for punching channel flanges and webs



*Pipe notcher



*Oversize punch attachment (safety cover removed)



*Urethane spring stripper for minimal deformation (safety cover removed)

* Signifies optional equipment

# METAL PRESS

## FLAT BAR SHEARING STATION

- Precision-machined upper blade delivers clean, accurate cuts.
- Reversible lower blade features four usable cutting edges.
- Adjustable angle miter cutting for added versatility.
- Easy-adjust hold-down secures material during cutting.
- Integrated support table and guides ensure accurate positioning.











*Hydraulic hold-down automatically secures material for safer, more accurate plate cutting.

## BAR SHEARING STATION

- Single adjustable hold-down accommodates a wide range of round and square bar sizes.
- Optional channel and structural section shearing tooling available on most models. See specifications for details.



Round and square steel shear



*Angle shear



*Channel blades

* Signifies optional equipment

(519) 624-9987 metalpressmachinery.com

# WIDE RANGE OF PUNCHES, DIES AND TOOLS

## ANGLE SHEARING STATION

- Clean, single-cut shearing with virtually no material loss.
- Fast and accurate 45° miter cutting.
- Stationary blades feature four usable cutting edges for extended life.
- Selectable corner radii provide optimal results on both small and large angle sections.







*Hydraulic hold-downfor angle shear

## NOTCHING STATION

- Ideal for notching flat bar, angle, and structural sections.
- An electrically interlocked safety guard enhances operator safety and visibility.
- Integrated gauging table with adjustable stops ensures accurate positioning and repeatable results.





*V notcher

## OTHER FEATURES

- Three adjustable limit switches enable short-stroke operation for faster cycle times.
- Magnetic-base LED work light improves visibility and operator safety.
- 40" (1000 mm) electric backgauge increases productivity on repetitive jobs (extension available.







*Rearear retaining positioning device

* Signifies optional equipment



# SPECIAL AND CUSTOM PUNCHES, DIES AND TOOLS

## OTHER TOOLING

The MIW-T Series is a compact, high-performance ironworker featuring vertical-action stations for punching, shearing, notching, and bending. The main slide travels in a precise vertical motion to deliver exceptional accuracy and consistent results across all operations. Optional hydraulic hold-down and urethane spring stripper systems enhance performance and material control. Fast cylinder stroke speeds improve productivity, while the machine's versatile design combines efficiency, reliability, and ease of operation, making the MIW-T Series an outstanding value for fabrication shops of all sizes.



*Single V bending



*Urethane spring stripper



*Milti V bending



*Channel shear



*Special press brake



*Angle bending press



*Special punch




*Large V notcher (punch side)

## CUSTOM TOOLING

Custom punches, dies, and specialty tooling can be designed and manufactured to meet unique production requirements. From simple hole patterns to complex profiles and formed shapes, our tooling solutions provide the flexibility to handle virtually any application with precision, efficiency, and repeatable accuracy.

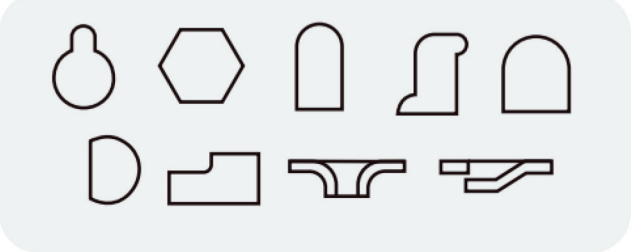

* Signifies optional equipment




THE RANGE

# SIX MODELS. FROM 70 TO 275 TONS.

## MIW-T SERIES - IRONWORKER

## TITAN CLASS

| ITEM | MIW-T-70 | MIW-T-100 | MIW-T-130 | MIW-T-175 | MIW-T-220 | MIW-T-275 |
|---|---|---|---|---|---|---|
| **Punchine Pressure (US Tons)** | **70** | **100** | **120** | **175** | **220** | **275** |
| Max.cutting thickness of steel plates (in) | 1/2" | 3/4" | 1" | 1-1/4" | 1-1/2" | 2" |
| Plate strength (Tensile Strength) | ≤65,000 psi | ≤65,000 psi | ≤65,000 psi | ≤65,000 psi | ≤65,000 psi | ≤65,000 psi |
| Angle of Shear (°) | 7° | 8° | 8° | 8° | 8° | 8° |
| Slider stroke (in) | 3.15" | 3.15" | 3.15" | 3.15" | 3.15" | 3.15" |
| Strokes/time (SPM) | 9~25 | 12~28 | 12~28 | 12~28 | 10 | 10 |
| Throat depth (in) | 11.81" | 13.98" | 15.75" | 23.62" | 23.62" | 23.62" |
| Main Motor Power (HP) | 5 HP | 7.5 HP | 10 HP | 15 HP | 20 HP | 25 HP |
| Overall dimensions (L × W × H) (in) | 64.6" × 28.7" × 69.7" | 73.2" × 31.5" × 74.8" | 92.3" × 37.8" × 82.3" | 105.5" × 41.0" × 90.6" | 116.9" × 48.8" × 92.5" | 118.1" × 56.7" × 96.5" |
| Weight (lb) | 4,190 | 5,510 | 11,464 | 14,991 | 24,251 | 31,967 |

| PROFILE | | SECTION | MIW-T-70 | MIW-T-100 | MIW-T-130 | MIW-T-175 | MIW-T-220 | MIW-T-275 |
|---|---|---|---|---|---|---|---|---|
| Punching holes (diameter × thickness) (in) | | | 1" × 5/8" | 1-1/4" × 3/4" | 1-3/8" × 1" | 1-1/2" × 1-1/8" | 1-9/16" × 1-3/8" | 1-9/16" × 1-1/2" |
| Table height (in) | | | 37.8" | 38.2" | 41.9" | 46.1" | 47.8" | 49.0" |
| Shear plate (in) | Plate shear (width × thickness) | | 9-7/8" × 5/8"<br>15-3/4" × 5/16" | 13" × 3/4"<br>18-7/8" × 3/8" | 13" × 1"<br>23-5/8" × 5/8" | 13" × 1-1/8"<br>23-5/8" × 3/4" | 15-3/4" × 1-3/8"<br>27-9/16" × 1" | 15-3/4" × 1-1/2"<br>29-1/2" × 1-1/8" |
| | Blade length (in) | | 16-1/8" | 19-1/8" | 23-13/16" | 23-13/16" | 28" | 29-15/16" |
| | Angle steel trimming (width × thickness) | | 1" × 4-7/8" × 1/2" | 1-3/8" × 5-1/2" × 1/2" | 1-5/8" × 6-1/4" × 9/16" | 1-3/4" × 7-1/8" × 5/8" | 2" × 7-7/8" × 11/16" | 2" × 7-7/8" × 3/4" |
| | Table height (in) | | 33.9" | 35.0" | 35.4" | 37.4" | 36.8" | 37.4" |
| Round Bar (max) (in) | | | 1-3/4" | 2" | 2-3/8" | 2-9/16" | 2-3/4" | 3-1/8" |
| Square Bar (max) (in) | | | 1-9/16" | 1-3/4" | 2" | 2-3/16" | 2-3/8" | 2-9/16" |
| Angle Steel (in) | 90° Shearing (width × thickness) | | 4-7/8" × 4-7/8" × 1/2" | 5-1/2" × 5-1/2" × 1/2" | 6-1/4" × 6-1/4" × 9/16" | 7-1/8" × 7-1/8" × 5/8" | 7-7/8" × 7-7/8" × 11/16" | 7-7/8" × 7-7/8" × 3/4" |
| | 45° Shearing (width × thickness) | | 2" × 2" × 3/16" | 2" × 2" × 3/16" | 2-3/8" × 2-3/8" × 1/4" | 2-3/8" × 2-3/8" × 1/4" | 3-15/16" × 3-15/16" × 3/8" | 4-3/4" × 4-3/4" × 3/8" |
| | Table height (in) | | 33.9" | 35.0" | 35.4" | 37.4" | 36.8" | 37.4" |
| Type shear (in) | I-Bar | | 4-3/4" × 4-3/4" × 1/2"<br>2-3/8" × 2-3/8" × 5/16" | 5-1/2" × 5-1/2" × 1/2"<br>2-3/4" × 2-3/4" × 3/8" | 6-1/4" × 6-1/4" × 9/16"<br>3-1/8" × 3-1/8" × 3/8" | 7-1/8" × 7-1/8" × 5/8"<br>3-1/8" × 3-1/8" × 3/8" | 7-7/8" × 7-7/8" × 11/16"<br>3-1/8" × 3-1/8" × 3/8" | 7-7/8" × 7-7/8" × 3/4"<br>3-1/8" × 3-1/8" × 3/8" |
| | T-Joist | | 2-3/8" × 2-3/8" × 5/16" | 2-3/4" × 2-3/4" × 3/8" | 3-1/8" × 3-1/8" × 3/8" | 3-1/8" × 3-1/8" × 3/8" | 3-1/8" × 3-1/8" × 3/8" | 3-1/8" × 3-1/8" × 3/8" |
| | U-Channel | | 5" × 2-1/8" × 1/4" | 6-5/16" × 2-3/8" × 1/4" | 8-1/4" × 3" × 3/8" | 11" × 3-3/8" × 7/16" | 11-13/16" × 3-1/2" × 1/2" | 12-5/8" × 3-5/8" × 1/2" |
| | Table height (in) | | 47.6" | 48.0" | 49.6" | 57.9" | 59.4" | 61.0" |
| Die shear (in) | Notching (W × D × T) | | 3-15/16" × 2-1/8" × 3/8" | 3-15/16" × 2-1/4" × 1/2" | 3-15/16" × 2-1/4" × 9/16" | 3-15/16" × 2-3/8" × 5/8" | 3-15/16" × 2-3/8" × 3/4" | 7-7/8" × 2-3/8" × 3/4" |
| | V-notching die (S × S × T) | | 3-3/4" × 3-3/4" × 3/8" | 3-15/16" × 3-15/16" × 1/2" | 4-1/8" × 4-1/8" × 1/2" | 4-1/8" × 4-1/8" × 5/8" | 4-1/8" × 4-1/8" × 3/4" | 4-1/8" × 4-1/8" × 3/4" |
| | Big V-notching die (S × S × T) | | 5-11/16" × 5-11/16" × 3/4" | 5-11/16" × 5-11/16" × 3/8" | 5-11/16" × 5-11/16" × 1/2" | 5-11/16" × 5-11/16" × 1/2" | 5-11/16" × 5-11/16" × 19/32" | 5-11/16" × 5-11/16" × 3/4" |
| | Table height (in) | | 35.8" | 35.4" | 33.9" | 38.0" | 37.4" | 38.4" |
| V-bending (width × thickness) (in) | Single V-bending (W × T) | | 9-7/8" × 19/32" | 9-7/8" × 23/32" | 9-7/8" × 25/32" | 9-7/8" × 25/32" | 9-7/8" × 7/8" | 9-7/8" × 15/16" |
| | Multi V-bending (W × T) | | 19-11/16" × 3/16" | 19-11/16" × 3/16" | 23-5/8" × 3/16" | 27-9/16" × 3/16" | 27-9/16" × 5/16" | 27-9/16" × 5/16" |

Specifications are subject to change without notice.

## READY TO BEND METAL MORE EFFICIENTLY?







**Improve Your Competitive Edge.**

**Save Energy Costs.**

**Increase ROI.**

# REACH US HERE:

(519) 624-9987

inquiry@axiommachinery.com

200 Beverly St , Cambridge, ON N1R 3Z8

700 Franklin Blvd, Cambridge, ON N1R 7Z1

METAL PRESS

© 2026 Axiom Machinery Inc. OBO MetalPress Machinery - Eng. Ver. 26.05.26